

# BC0801A




## Feature

1. COB with metal frame
2. 5x7 dots with cursor
3. Built-in controller KS0066 or equivalent
4. + 5V single power supply
5. 1/16 duty cycle
6. LED B/L pins:A/K, or 1/2, or 15/16.
7. Option: LED, (4.2V)
8. Option: +3V single power supply
9. Option: external negative voltage

## Mechanical Data

Item	Standard Value	Unit
Module Dimension	55.0 x 27.0	mm
Viewing Area	48.0 x 12.0	mm
Dot Size	0.92 x 1.1	mm
Character Size	4.84 x 9.22	mm



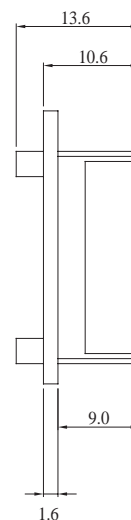
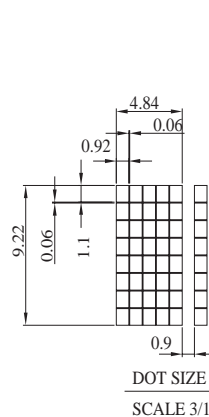
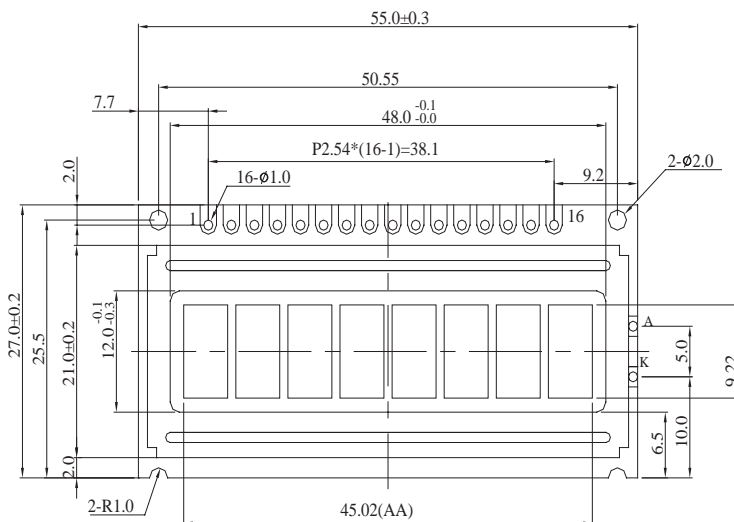
## Pin Assignment

Pin	Symbol	Function
1	Vss	GND
2	Vdd	+5V(+3V option)
3	Vo	Contrast adjustment
4	RS	H/L register select signal
5	R/W	H/L read/write signal
6	E	H --> L enable signal
7~14	DB0~7	H/L data bus line
15	A	Power supply for B/L (+)
16	K	Power supply for B/L (GND)

## Electronic Characteristics

Item	Symbol	Condition	Typical Value	Unit
Input Voltage	Vdd	Vdd = +5V	5.0	V
Supply Current	Idd	Vdd = +5V	1.0	mA
LCD Driving Voltage	Vdd-Vo	25°C	4.2	V
LED Forward Voltage	Vf	25°C	4.2	V
LED Forward Current	If	25°C	60	mA
EL Power Current	Vel	Vel=110 Vac/400Hz	---	Vrms

## Dimension



PIN NO.	SYMBOL
1	Vss
2	Vdd
3	VO
4	RS
5	R/W
6	E
7	DB0
8	DB1
9	DB2
10	DB3
11	DB4
12	DB5
13	DB6
14	DB7
15	A
16	K