


# BG320240A



## Feature

1. SMT PCB with metal frame
2. No controller, recommending SED1335
3. +5V single power supply
4. 1/240 duty cycle
5. Option: negative voltage
6. Option: LED edge B/L, CCFL
7. Option: +3V single power supply
8. Option: negative voltage (built-in, external)
9. Option: touch panel

## Mechanical Data

Item	Standard Value	Unit
Module Dimension	166.8 x 109.0	mm
Viewing Area	122.0 x 92.0	mm
Dot Size	0.34 x 0.34	mm
Dot Pitch	0.36 x 0.36	mm

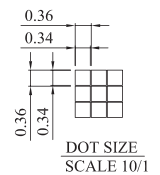
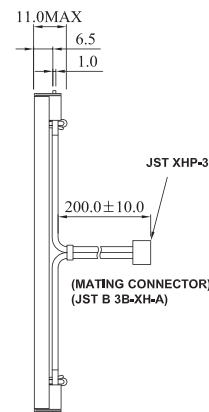
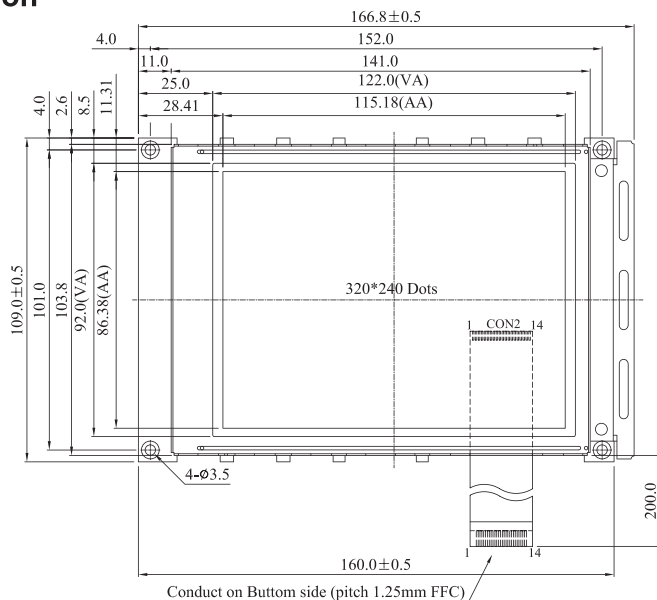
## Pin Assignment

Pin	Symbol	Function
1~4	DB0~3	Data bus line
5	/DISPOFF	Display off signal (H:on L:off)
6	FLM	First line marker
7	NC	No connection
8	LP	Data latch
9	CP	Data shift
10	Vdd	+5V(+3V option)
11	Vss	Power supply (GND)
12	Vee	Negative voltage output (-21.3V)
13	Vo	Contrast adjustment
14	FGND	Frame Ground

## Electronic Characteristics

Item	Symbol	Condition	Typical Value	Unit
Input Voltage	Vdd	Vdd = +5V	5.0	V
Supply Current	Idd	Vdd = +5V	1.8	mA
LCD Driving Voltage	Vdd-Vo	25°C	23.5	V
CCFL Starting Voltage	VFLS	25°C	600	Vrms
CCFL Driving Voltage	VFLD	25°C	260	Vrms
CCFL Driving Current	IFLD	VFLD=260 Vrms/ 30KHZ	5.0	mArms

## Dimension



CCFL OR LED(WHITE) B/L